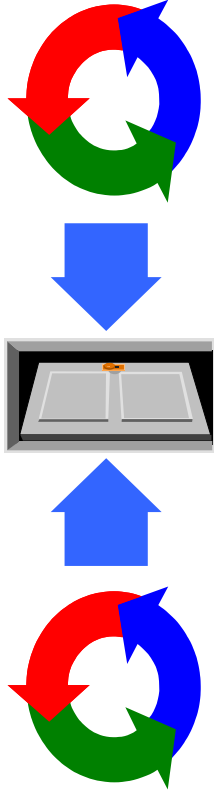


Monitors & Condition Synchronization



monitors & condition synchronization


Concepts: monitors:

- encapsulated data + access procedures
- mutual exclusion + condition synchronization
- single access procedure active in the monitor
- nested monitors

Models: guarded actions

Practice: private data and synchronized methods (exclusion).
wait(), notify() and notifyAll() for condition sync.
single thread active in the monitor at a time


5.1 Condition synchronization



A controller is required for a carpark, which only permits cars to enter when the carpark is not full and does not permit cars to leave when there are no cars in the carpark. Car arrival and departure are simulated by separate threads.

carpark model

- ◆ Events or actions of interest?
 - arrive and depart
- ◆ Identify processes.
 - arrivals, departures and carpark control
- ◆ Define each process and interactions (structure).



carpark model

```
CARPARKCONTROL(N=4) = SPACES[N],
SPACES[i:0..N] = (when(i>0) arrive->SPACES[i-1]
|when(i<N) depart->SPACES[i+1]
) .
```

```
ARRIVALS = (arrive->ARRIVALS) .
DEPARTURES = (depart->DEPARTURES) .
```

```
| | CARPARK =
  (ARRIVALS | | CARPARKCONTROL(4) | | DEPARTURES) .
```

Guarded actions are used to control arrive and depart.
LTS?


Concurrency: monitors & condition synchronization

5
©Magee/Kramer 2nd Edition

carpark program

- ◆ Model - all entities are **processes** interacting by actions
- ◆ Program - need to identify **threads** and **monitors**
 - ◆ thread - **active** entity which initiates (output) actions
 - ◆ monitor - **passive** entity which responds to (input) actions.

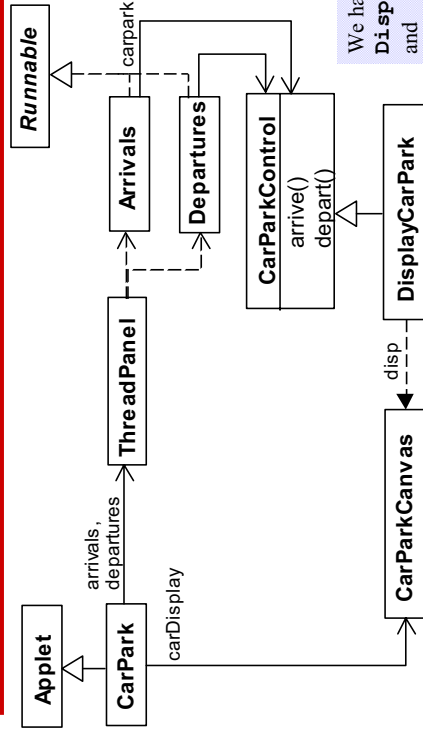
For the carpark?



Concurrency: monitors & condition synchronization

6
©Magee/Kramer 2nd Edition

carpark program - class diagram



Concurrency: monitors & condition synchronization

©Magee/Kramer 2nd Edition

carpark program

Arrivals and **Departures** implement **Runnable**, **CarParkControl** provides the control (condition synchronization).

Instances of these are created by the **start()** method of the **CarPark** applet :

```
public void start() {
    CarParkControl c =
        new DisplayCarPark(carDisplay, Places);
    arrivals.start(new Arrivals(c));
    departures.start(new Departures(c));
}
```

Concurrency: monitors & condition synchronization

8
©Magee/Kramer 2nd Edition

carpark program - Arrivals and Departures threads

```
class Arrivals implements Runnable {
    CarParkControl carpark;
    Arrivals(CarParkControl c) {carpark = c;}
    public void run() {
        try {
            while (true) {
                ThreadPanel.rotate(330);
                carpark.arrive();
                ThreadPanel.rotate(30);
            }
        } catch (InterruptedException e){}
    }
}
```

Similarly Departures
which calls
`carpark.depart()`.

How do we implement the control of **CarParkControl**?

Concurrency: monitors & condition synchronization

9

©Magee/Kramer 2nd Edition

Carpark program - CarParkControl monitor

```
class CarParkControl {
    protected int spaces;
    protected int capacity;
    CarParkControl(int n)
    { capacity = spaces = n;}
    synchronized void arrive() {
        ... --spaces; ...
    }
    synchronized void depart() {
        ... ++spaces; ...
    }
}
```

*mutual exclusion
by sync methods*

*condition
synchronization?*

*block if full?
(spaces==0)*

*block if empty?
(spaces==N)*

Concurrency: monitors & condition synchronization

10

©Magee/Kramer 2nd Edition

condition synchronization in Java

Java provides a thread **wait set** per monitor (actually per object) with the following methods:

public final void notify()

Wakes up a single thread that is waiting on this object's wait set.

public final void notifyAll()

Wakes up all threads that are waiting on this object's wait set.

public final void wait()

throws InterruptedException

Waits to be notified by another thread. The waiting thread releases the synchronization lock associated with the monitor. When notified, the thread must wait to reacquire the monitor before resuming execution.

Concurrency: monitors & condition synchronization

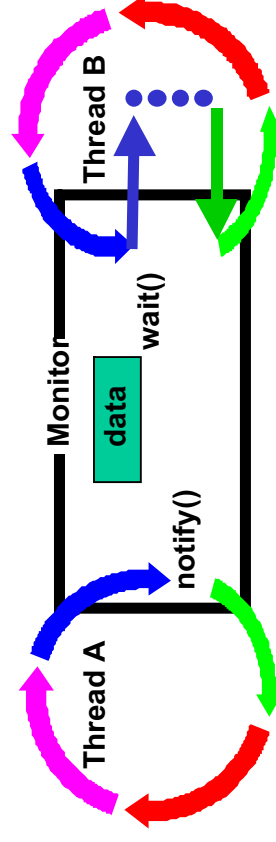
11

©Magee/Kramer 2nd Edition

condition synchronization in Java

We refer to a thread **entering** a monitor when it acquires the mutual exclusion lock associated with the monitor and **exiting** the monitor when it releases the lock.

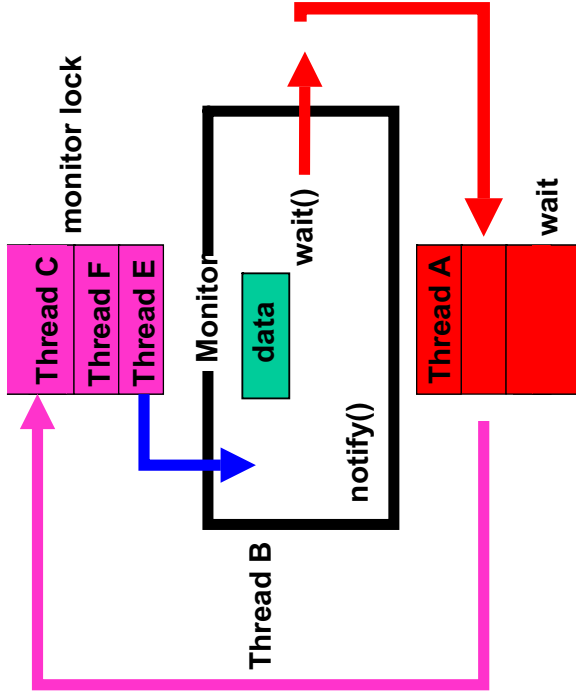
Wait() - causes the thread to exit the monitor, permitting other threads to enter the monitor.



Concurrency: monitors & condition synchronization

12

©Magee/Kramer 2nd Edition



condition synchronization in Java

FSP: when **cond** act -> NEWSTAT

```
Java: public synchronized void act()
      throws InterruptedException
    {
      while (!cond) wait();
      // modify monitor data
      notifyAll();
    }
```

The **while** loop is necessary to retest the condition *cond* to ensure that *cond* is indeed satisfied when it re-enters the monitor.

notifyAll() is necessary to awaken other thread(s) that may be waiting to enter the monitor now that the monitor data has been changed.

CarParkControl - condition synchronization

```
class CarParkControl {
  protected int spaces;
  protected int capacity;

  CarParkControl(int n)
  { capacity = spaces = n; }

  synchronized void arrive() throws InterruptedException {
    while (spaces==0) wait();
    --spaces;
    notifyAll();
  }

  synchronized void depart() throws InterruptedException {
    while (spaces==capacity) wait();
    ++spaces;
    notifyAll();
  }
}
```

Is it safe to use notify() here rather than notifyAll()?

models to monitors - summary

Active entities (that initiate actions) are implemented as **threads**.

Passive entities (that respond to actions) are implemented as **monitors**.

Each guarded action in the model of a monitor is implemented as a **synchronized** method which uses a while loop and **wait()** to implement the guard. The while loop condition is the negation of the model guard condition.

Changes in the state of the monitor are signaled to waiting threads using **notify()** or **notifyAll()**.

5.2 Semaphores

Semaphores are widely used for dealing with inter-process synchronization in operating systems. Semaphore s is an integer variable that can take only non-negative values.

The only operations permitted on s are $up(s)$ and $down(s)$.

Blocked processes are held in a FIFO queue.

```

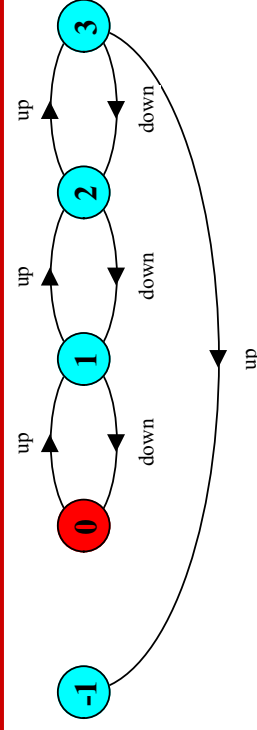
down(s): if s > 0 then
    decrement s
else
    block execution of the calling process
up(s):   if processes blocked on s then
    awaken one of them
else
    increment s
    
```

Concurrency: monitors & condition synchronization

17

©Magee/Kramer 2nd Edition

modeling semaphores



Action down is only accepted when value v of the semaphore is greater than 0.

Action up is not guarded.

Trace to a violation:

$up \rightarrow up \rightarrow up \rightarrow up$

Concurrency: monitors & condition synchronization

19

©Magee/Kramer 2nd Edition

modeling semaphores

To ensure analyzability, we only model semaphores that take a finite range of values. If this range is exceeded then we regard this as an **ERROR**. N is the initial value.

```

const Max = 3
range Int = 0..Max
SEMAPHORE (N=0) = SEMA [N],
SEMA [v: Int]   = (up->SEMA [v+1]
                  | when (v>0) down->SEMA [v-1]
                  ),
SEMA [Max+1]   = ERROR.
    
```

LTS?

Concurrency: monitors & condition synchronization

18

©Magee/Kramer 2nd Edition

semaphore demo - model

Three processes $p[1..3]$ use a shared semaphore mutex to ensure mutually exclusive access (action critical) to some resource.

```

LOOP = (mutex.down->critical->mutex.up->LOOP) .
|| SEMA DEMO = (p[1..3]: LOOP
               || {p[1..3]}: :mutex: SEMAPHORE (1)) .
    
```

For mutual exclusion, the semaphore initial value is 1. **Why?**

Is the **ERROR** state reachable for SEMA DEMO?

Is a **binary semaphore sufficient** (i.e. $Max=1$) ?

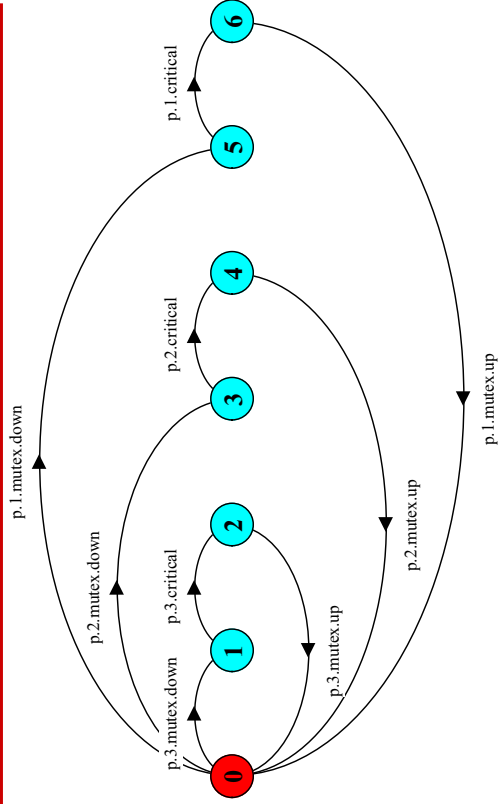
LTS?

Concurrency: monitors & condition synchronization

20

©Magee/Kramer 2nd Edition

semaphore demo - model



Concurrency: monitors & condition synchronization

21

©Magee/Kramer 2nd Edition

semaphores in Java

Semaphores are passive objects, therefore implemented as **monitors**.

(In practice, semaphores are a low-level mechanism often used in implementing the higher-level monitor construct.)

```
public class Semaphore {
    private int value;
    public Semaphore (int initial)
    {value = initial;}
    synchronized public void up() {
        ++value;
        notifyAll();
    }
    synchronized public void down()
    throws InterruptedException {
        while (value== 0) wait();
        --value;
    }
}
```

Concurrency: monitors & condition synchronization

©Magee/Kramer 2nd Edition

Is it safe to use notify() here rather than notifyAll()?

SEMADEMO display

The SEMADEMO display shows the current semaphore value and the state of three threads:

- Mutex 0**: current semaphore value
- Thread 1**: thread 1 is executing critical actions. (Progress: 1/4)
- Thread 2**: thread 2 is blocked waiting. (Progress: 1/4)
- Thread 3**: thread 3 is executing non-critical actions. (Progress: 1/4)

Each thread has a 'Run' and 'Pause' button.

Concurrency: monitors & condition synchronization

23

©Magee/Kramer 2nd Edition

SEMADEMO

What if we adjust the time that each thread spends in its **critical section** ?

- ◆ large resource requirement - more conflict? (eg. more than 67% of a rotation)?
- ◆ small resource requirement - no conflict? (eg. less than 33% of a rotation)?

Hence the time a thread spends in its critical section should be kept as short as possible.

Concurrency: monitors & condition synchronization

24

©Magee/Kramer 2nd Edition

SEMADEMO program - revised ThreadPanel class

```
public class ThreadPanel extends Panel {
    // construct display with title and rotating arc color c
    public ThreadPanel(String title, Color c) {...}
    // hasSlider == true creates panel with slider
    public ThreadPanel
        (String title, Color c, boolean hasSlider) {...}
    // rotate display of currently running thread 6 degrees
    // return false when in initial color, return true when in second color
    public static boolean rotate()
        throws InterruptedException {...}
    // rotate display of currently running thread by degrees
    public static void rotate(int degrees)
        throws InterruptedException {...}
    // create a new thread with target r and start it running
    public void start(Runnable r) {...}
    // stop the thread using Thread.interrupt()
    public void stop() {...}
}
```

©Magee/Kramer 2nd Edition

SEMADEMO program - MutexLoop

```
class MutexLoop implements Runnable {
    Semaphore mutex;
    MutexLoop (Semaphore sema) {mutex=sema; }
    public void run() {
        try {
            while(true) {
                while (!ThreadPanel.rotate());
                mutex.down(); // get mutual exclusion
                while (ThreadPanel.rotate()); //critical actions
                mutex.up(); //release mutual exclusion
            }
        } catch (InterruptedException e) {}
    }
}
```

Threads and Semaphore are created by the applet start() method.

ThreadPanel.rotate() returns false while executing non-critical actions (dark color) and true otherwise.

Concurrency: monitors & condition synchronization

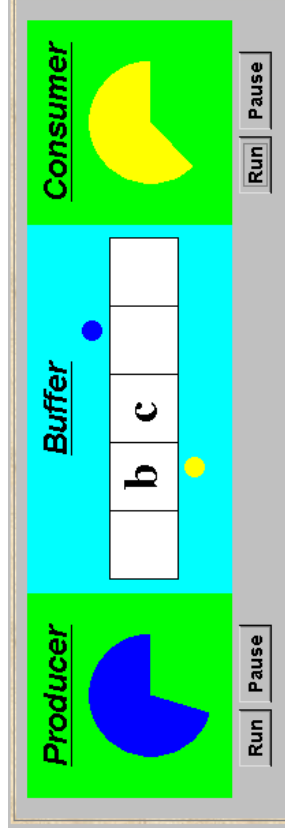
©Magee/Kramer 2nd Edition

SEMADEMO program - revised ThreadPanel class

```
public class ThreadPanel extends Panel {
    // construct display with title and rotating arc color c
    public ThreadPanel(String title, Color c) {...}
    // hasSlider == true creates panel with slider
    public ThreadPanel
        (String title, Color c, boolean hasSlider) {...}
    // rotate display of currently running thread 6 degrees
    // return false when in initial color, return true when in second color
    public static boolean rotate()
        throws InterruptedException {...}
    // rotate display of currently running thread by degrees
    public static void rotate(int degrees)
        throws InterruptedException {...}
    // create a new thread with target r and start it running
    public void start(Runnable r) {...}
    // stop the thread using Thread.interrupt()
    public void stop() {...}
}
```

©Magee/Kramer 2nd Edition

5.3 Bounded Buffer



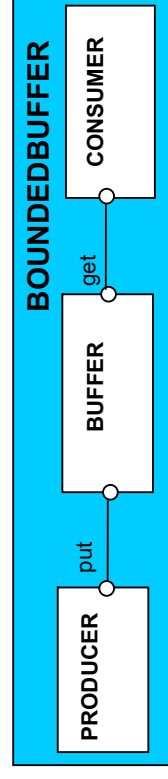
A bounded buffer consists of a fixed number of slots. Items are put into the buffer by a *producer* process and removed by a *consumer* process. It can be used to smooth out transfer rates between the *producer* and *consumer*. (see car park example)

Concurrency: monitors & condition synchronization

27

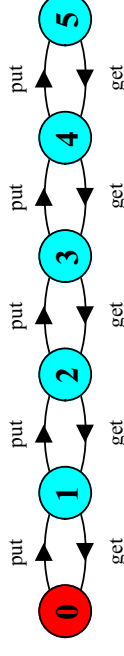
©Magee/Kramer 2nd Edition

bounded buffer - a data-independent model



The behaviour of BOUNDED BUFFER is independent of the actual data values, and so can be modelled in a data-independent manner.

LTS:



Concurrency: monitors & condition synchronization

28

©Magee/Kramer 2nd Edition

bounded buffer - a data-independent model

```
BUFFER(N=5) = COUNT[0],
COUNT[i:0..N]
= (when (i<N) put->COUNT[i+1]
 |when (i>0) get->COUNT[i-1]
 ).
PRODUCER = (put->PRODUCER).
CONSUMER = (get->CONSUMER).
|| BOUNDEDBUFFER =
(PRODUCER | BUFFER(5) | CONSUMER).
```

Concurrency: monitors & condition synchronization

29

©Magee/Kramer 2nd Edition

We separate the interface to permit an alternative implementation later.

bounded buffer program - buffer monitor

```
public interface Buffer <E> {...}
class BufferImpl <E> implements Buffer <E> {
...
public synchronized void put(E o)
throws InterruptedException {
while (count==size) wait();
buf[in] = o; ++count; in=(in+1)%size;
notifyAll();
}
public synchronized E get()
throws InterruptedException {
while (count==0) wait();
E o =buf[out];
buf[out]=null; --count; out=(out+1)%size;
notifyAll();
return (o);
}
}
```

Concurrency: monitors & condition synchronization

Is it safe to use notify() here rather than notifyAll()?

©Magee/Kramer 2nd Edition

bounded buffer program - producer process

```
class Producer implements Runnable {
Buffer buf;
String alphabet= "abcdefghijklmnopqrstuvwxyz";
Producer(Buffer b) {buf = b;}
public void run() {
try {
int ai = 0;
while(true) {
ThreadPanel.rotate(12);
buf.put(alphabet.charAt(ai));
ai=(ai+1) % alphabet.length();
ThreadPanel.rotate(348);
}
} catch (InterruptedException e){}
}
}
```

Similarly Consumer which calls `buf.get()`.

Concurrency: monitors & condition synchronization

31

©Magee/Kramer 2nd Edition

5.4 Nested Monitors

Suppose that, in place of using the *count* variable and condition synchronization directly, we instead use two semaphores *full* and *empty* to reflect the state of the buffer.

```
class SemaBuffer <E> implements Buffer <E> {
...
Semaphore full; //counts number of items
Semaphore empty; //counts number of spaces
SemaBuffer(int size) {
this.size = size; buf = (E[])new Object[size];
full = new Semaphore(0);
empty= new Semaphore(size);
}
...
}
```

Concurrency: monitors & condition synchronization

32

©Magee/Kramer 2nd Edition

nested monitors - bounded buffer program

```
synchronized public void put(E o)
throws InterruptedException {
    empty.down();
    buf[in] = o;
    ++count; in=(in+1)%size;
    full.up();
}

synchronized public E get()
throws InterruptedException{
    full.down();
    E o =buf[out]; buf[out]=null;
    --count; out=(out+1)%size;
    empty.up();
    return (o);
}
```

Does this behave as desired?

empty is decremented during a **put** operation, which is blocked if *empty* is zero; *full* is decremented by a **get** operation, which is blocked if *full* is zero.

Concurrency: monitors & condition synchronization

33

©Magee/Kramer 2nd Edition

nested monitors - bounded buffer model

```
const Max = 5
range Int = 0..Max
SEMAPHORE ...as before...
BUFFER = (put -> empty.down ->full.up ->BUFFER
|get -> full.down ->empty.up ->BUFFER
).
PRODUCER = (put -> PRODUCER).
CONSUMER = (get -> CONSUMER).
|| BOUNDEDBUFFER = (PRODUCER || BUFFER || CONSUMER
|| empty:SEMAPHORE(5)
|| full:SEMAPHORE(0)
)@{put,get}.
```

Does this behave as desired?

Concurrency: monitors & condition synchronization

34

©Magee/Kramer 2nd Edition

nested monitors - bounded buffer model

*LTS*A analysis predicts a possible **DEADLOCK**:

```
Composing
potential DEADLOCK
States Composed: 28 Transitions: 32 in 60ms
Trace to DEADLOCK:
get
```

The Consumer tries to get a character, but the buffer is empty. It blocks and releases the lock on the semaphore `full`. The Producer tries to put a character into the buffer, but also blocks. *Why?*

This situation is known as the *nested monitor problem*.

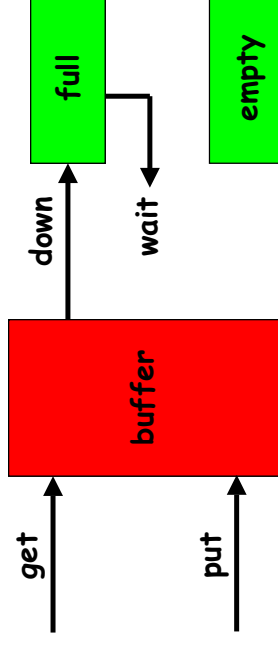
Concurrency: monitors & condition synchronization

35

©Magee/Kramer 2nd Edition

nested monitors - bounded buffer model

```
synchronized public get()
throws InterruptedException{
    full.down(); // if no items, block!
    ...
}
```



Concurrency: monitors & condition synchronization

36

©Magee/Kramer 2nd Edition

nested monitors - revised bounded buffer program

The only way to avoid it in Java is by careful design. In this example, the deadlock can be removed by ensuring that the monitor lock for the buffer is not acquired until *after* semaphores are decremented.

```
public void put(E o)
    throws InterruptedException {
    empty.down();
    synchronized(this) {
        buf[in] = o; ++count; in=(in+1)%size;
    }
    full.up();
}
```

Concurrency: monitors & condition synchronization

37

©Magee/Kramer 2nd Edition

nested monitors - revised bounded buffer model

```
BUFFER = (put -> BUFFER
|get -> BUFFER
) .
```

```
PRODUCER = (empty.down->put->full.up->PRODUCER) .
CONSUMER = (full.down->get->empty.up->CONSUMER) .
```

The semaphore actions have been moved to the producer and consumer. This is exactly as in the implementation where the semaphore actions are *outside* the monitor .

Does this behave as desired?

Minimized LTS?

Concurrency: monitors & condition synchronization

38

©Magee/Kramer 2nd Edition

5.5 Monitor invariants

An **invariant** for a monitor is an assertion concerning the variables it encapsulates. This assertion must hold whenever there is no thread executing inside the monitor i.e. on thread entry to and exit from a monitor .

CarParkControl Invariant: $0 \leq spaces \leq N$

Semaphore Invariant: $0 \leq value$

Buffer Invariant: $0 \leq count \leq size$

and $0 \leq in < size$

and $0 \leq out < size$

and $in = (out + count) \text{ modulo } size$

Invariants can be helpful in reasoning about correctness of monitors using a logical *proof-based* approach. Generally we prefer to use a *model-based* approach amenable to mechanical checking .

Concurrency: monitors & condition synchronization

39

©Magee/Kramer 2nd Edition

Summary

◆ Concepts

- monitors: encapsulated data + access procedures
- mutual exclusion + condition synchronization

- nested monitors

◆ Model

- guarded actions

◆ Practice

- private data and synchronized methods in Java
- wait(), notify() and notifyAll() for condition synchronization
- single thread active in the monitor at a time

Concurrency: monitors & condition synchronization

40

©Magee/Kramer 2nd Edition