


# Processes & Threads



## concurrent processes

We structure complex systems as sets of simpler activities, each represented as a **sequential process**. Processes can overlap or be concurrent, so as to reflect the concurrency inherent in the physical world, or to offload time-consuming tasks, or to manage communications or other devices.

Designing concurrent software can be complex and error prone. A rigorous engineering approach is essential.

*Concept of a process as a sequence of actions.*



*Model processes as finite state machines.*



*Program processes as threads in Java.*

## processes and threads

**Concepts:** processes - units of sequential execution.

**Models:** **finite state processes (FSP)** to model processes as sequences of actions.  
**labelled transition systems (LTS)** to analyse, display and animate behavior.

**Practice:** Java threads

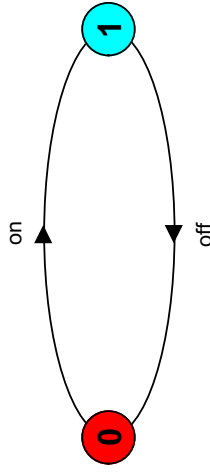
## 2.1 Modeling Processes

Models are described using state machines, known as Labelled Transition Systems **LTS**. These are described textually as finite state processes (**FSP**) and displayed and analysed by the **L TSA** analysis tool.

- ◆ **LTS** - graphical form
- ◆ **FSP** - algebraic form

## modeling processes

A process is the execution of a sequential program. It is modeled as a finite state machine which transits from state to state by executing a sequence of atomic actions.



a light switch  
LTS

$on \rightarrow off \rightarrow on \rightarrow off \rightarrow on \rightarrow off \rightarrow \dots$  a sequence of actions or *trace*

*Can finite state models produce infinite traces?*

## FSP - action prefix

If  $x$  is an action and  $P$  a process then  $(x \rightarrow P)$  describes a process that initially engages in the action  $x$  and then behaves exactly as described by  $P$ .

ONESHOT = (once  $\rightarrow$  STOP) . ONESHOT state machine (terminating process)

```

    graph TD
      0((0)) -- once --> 1((1))
  
```

Convention: actions begin with lowercase letters  
PROCESSES begin with uppercase letters

## FSP - action prefix & recursion

Repetitive behaviour uses recursion:

SWITCH = OFF,  
OFF = (on  $\rightarrow$  ON) ,  
ON = (off  $\rightarrow$  OFF) .

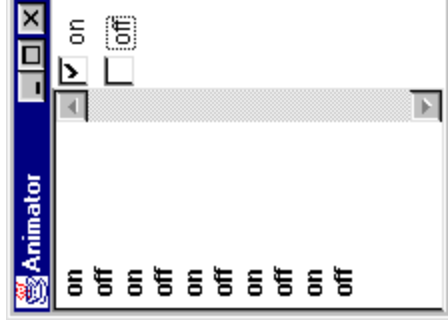
Substituting to get a more succinct definition:

SWITCH = OFF,  
OFF = (on  $\rightarrow$  (off  $\rightarrow$  OFF)) .

And again:

SWITCH = (on  $\rightarrow$  off  $\rightarrow$  SWITCH) .

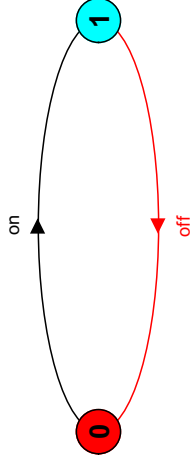
## animation using LTSA



The LTSA animator can be used to produce a trace.

Ticked actions are eligible for selection.

In the LTS, the last action is highlighted in red.

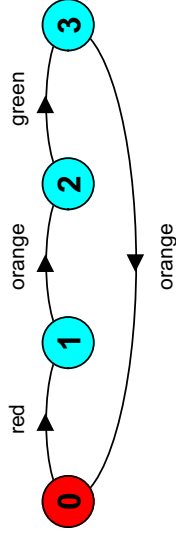


## FSP - action prefix

FSP model of a traffic light :

**TRAFFICLIGHT** = (red->orange->green->orange  
-> TRAFFICLIGHT) .

LTS generated using *L TSA*:



Trace:

**red→orange→green→orange→red→orange→green→green ...**

## FSP - choice

If **x** and **y** are actions then (**x**-> **P** | **y**-> **Q**) describes a process which initially engages in either of the actions **x** or **y**. After the first action has occurred, the subsequent behavior is described by **P** if the first action was **x** and **Q** if the first action was **y**.

*Who or what makes the choice?*

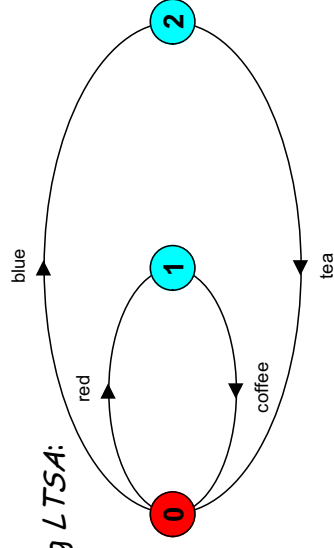
*Is there a difference between input and output actions?*

## FSP - choice

FSP model of a drinks machine :

**DRINKS** = (red->coffee->DRINKS  
| blue->tea->DRINKS  
) .

LTS generated using *L TSA*:



Possible traces?

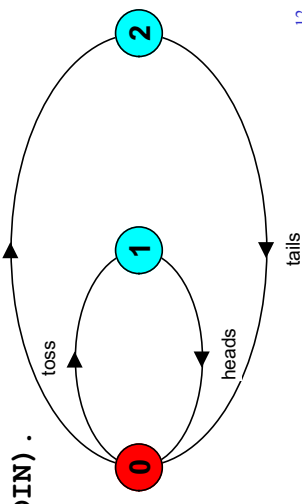
## Non-deterministic choice

Process (**x**-> **P** | **x** -> **Q**) describes a process which engages in **x** and then behaves as either **P** or **Q**.

**COIN** = (toss->HEADS | toss->TAILS) ,  
**HEADS**= (heads->COIN) ,  
**TAILS**= (tails->COIN) .

Tossing a coin.

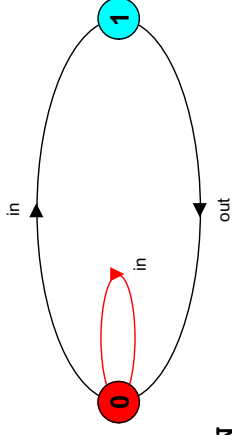
Possible traces?



## Modeling failure

How do we model an unreliable communication channel which accepts **in** actions and if a failure occurs produces no output, otherwise performs an **out** action?

Use non-determinism...



```
CHAN = (in->CHAN
| in->out->CHAN
).
```

## FSP - indexed processes and actions

Single slot buffer that inputs a value in the range 0 to 3 and then outputs that value:

$BUFF = (in[i:0..3] \rightarrow out[i] \rightarrow BUFF)$ .  
equivalent to

```
BUFF = (in[0] -> out[0] -> BUFF
| in[1] -> out[1] -> BUFF
| in[2] -> out[2] -> BUFF
| in[3] -> out[3] -> BUFF
).
```

indexed actions  
generate labels of  
the form  
*action.index*

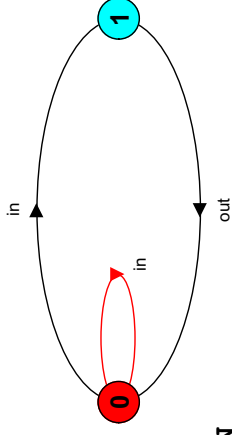
or using a **process parameter** with default value:

$BUFF(N=3) = (in[i:0..N] \rightarrow out[i] \rightarrow BUFF)$ .

## FSP - indexed processes and actions

How do we model an unreliable communication channel which accepts **in** actions and if a failure occurs produces no output, otherwise performs an **out** action?

Use non-determinism...



```
CHAN = (in->CHAN
| in->out->CHAN
).
```

## FSP - indexed processes and actions

Local indexed process definitions are equivalent to process definitions for each index value

index expressions to model calculation:

**const**  $N = 1$

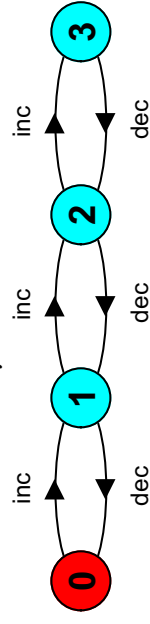
**range**  $T = 0..N$

**range**  $R = 0..2*N$

```
SUM = (in[a:T][b:T] -> TOTAL[a+b]),
TOTAL[s:R] = (out[s] -> SUM).
```

The choice (**when**  $B \ x \rightarrow P \mid y \rightarrow Q$ ) means that when the guard **B** is true then the actions **x** and **y** are both eligible to be chosen, otherwise if **B** is false then the action **x** cannot be chosen.

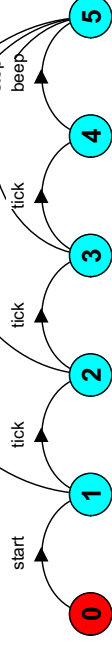
```
COUNT(N=3) = COUNT[0],
COUNT[i:0..N] = (when(i<N) inc->COUNT[i+1]
| when(i>0) dec->COUNT[i-1])
).
```



## FSP - guarded actions

A countdown timer which beeps after N ticks, or can be stopped.

```
COUNTDOWN (N=3) = (start->COUNTDOWN [N] ) ,  
COUNTDOWN [i:0..N] =  
  (when (i>0) tick->COUNTDOWN [i-1]  
  |when (i==0) beep->STOP  
  |stop->STOP  
  ) .
```



Concurrency: processes & threads

17

©Magee/Kramer 2nd Edition

## FSP - guarded actions

What is the following FSP process equivalent to?

```
const False = 0  
P = (when (False) doanything->P) .
```

Answer:

STOP

Concurrency: processes & threads

18

©Magee/Kramer 2nd Edition

## FSP - process alphabets

The alphabet of a process is the set of actions in which it can engage.

Process alphabets are **implicitly** defined by the actions in the process definition.

The alphabet of a process can be displayed using the LTSA alphabet window.

```
Process:  
COUNTDOWN  
Alphabet:  
{ beep,  
  start,  
  stop,  
  tick  
}
```

Concurrency: processes & threads

19

©Magee/Kramer 2nd Edition

## FSP - process alphabet extension

Alphabet extension can be used to extend the **implicit** alphabet of a process:

```
WRITER = (write [1] -> write [3] -> WRITER)  
+ {write [0..3]} .
```

Alphabet of WRITER is the set {write [0..3]}  
(we make use of alphabet extensions in later chapters)

Concurrency: processes & threads

20

©Magee/Kramer 2nd Edition



## Revision & Wake-up Exercise

In FSP, model a process **FILTER**, that exhibits the following repetitive behavior:

inputs a value  $v$  between 0 and 5, but only **outputs** it if  $v \leq 2$ , otherwise it **discards** it.

```
FILTER = (in[v:0..5] -> DECIDE[v]) ,
DECIDE[v:0..5] = ( ? ) .
```

## 2.2 Implementing processes

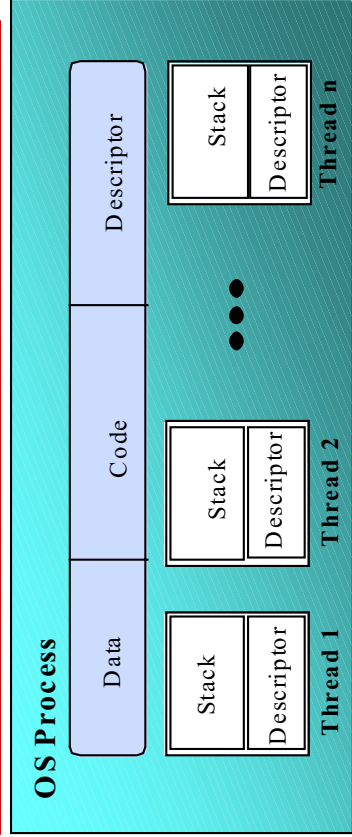
Modeling **processes** as finite state machines using FSP/LTS.



Implementing **threads** in Java.

**Note:** to avoid confusion, we use the term **process** when referring to the models, and **thread** when referring to the implementation in Java.

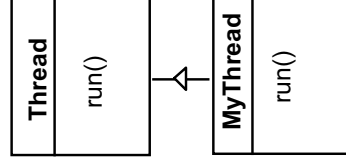
## Implementing processes - the OS view



A (heavyweight) process in an operating system is represented by its code, data and the state of the machine registers, given in a descriptor. In order to support multiple (lightweight) **threads of control**, it has multiple stacks, one for each thread.

## threads in Java

A Thread class manages a single sequential thread of control. Threads may be created and deleted dynamically.



The Thread class executes instructions from its method run(). The actual code executed depends on the implementation provided for run() in a derived class.

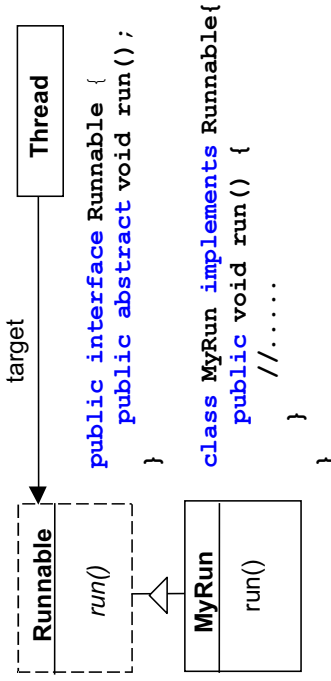
```
class MyThread extends Thread {
    public void run () {
        // .....
    }
}
```

Creating a thread object:

```
Thread a = new MyThread ();
```

## threads in Java

Since Java does not permit multiple inheritance, we often implement the `run()` method in a class not derived from `Thread` but from the interface `Runnable`.



```
public interface Runnable {
    public abstract void run();
}
```

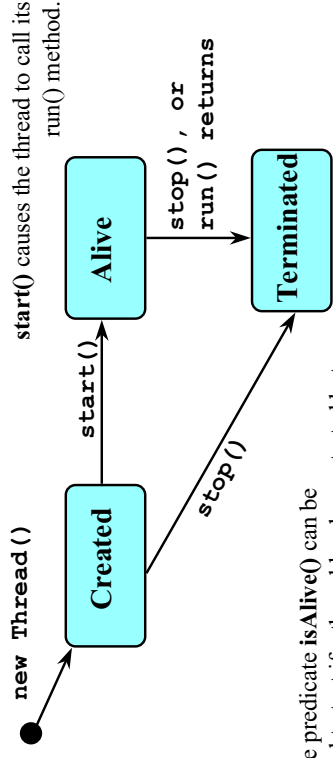
```
class MyRun implements Runnable{
    public void run() {
        //.....
    }
}
```

Creating a thread object:

```
Thread b = new Thread(new MyRun());
```

## thread life-cycle in Java

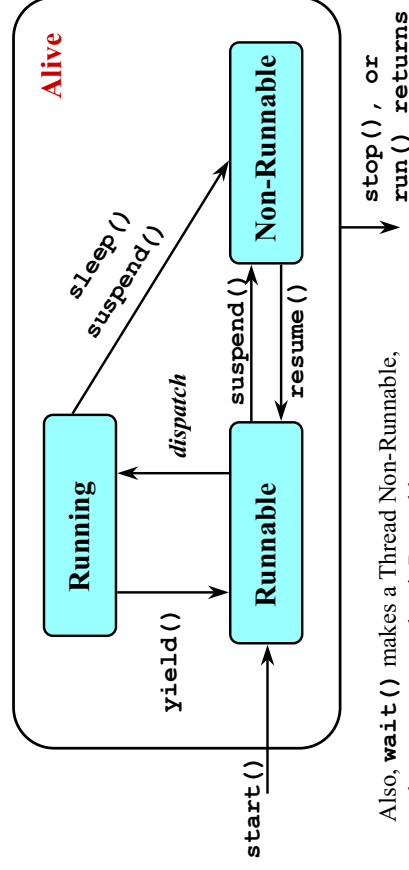
An overview of the life-cycle of a thread as state transitions:



The predicate `isAlive()` can be used to test if a thread has been started but not terminated. Once terminated, it cannot be restarted (cf. mortals).

## thread alive states in Java

Once started, an alive thread has a number of substates :

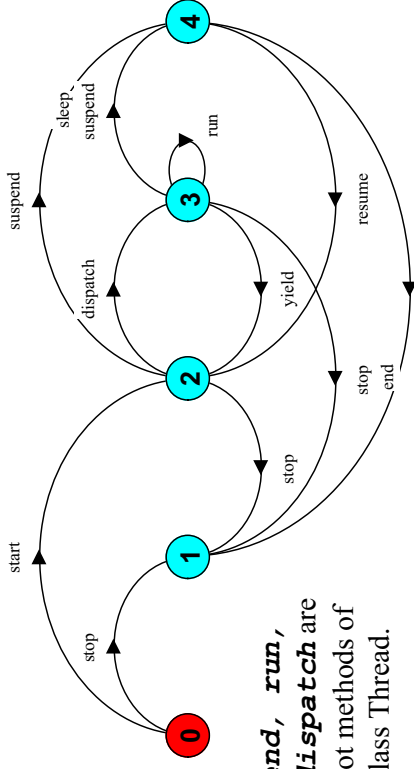


Also, `wait()` makes a `Thread` `Non-Runnable`, and `notify()` makes it `Runnable` (used in later chapters).

## Java thread lifecycle - an FSP specification

<b>THREAD</b>	=	<b>CREATED</b> ,	
<b>CREATED</b>	=	( <b>start</b>   <b>stop</b>   { <b>suspend</b> , <b>sleep</b> }   <b>yield</b>   { <b>stop</b> , <b>end</b> }   <b>run</b>   ( <b>suspend</b>   <b>dispatch</b>   <b>stop</b>   ( <b>resume</b>   <b>stop</b>   <b>stop</b>   <b>STOP</b> .	
<b>RUNNING</b>	=	{ <b>suspend</b> , <b>sleep</b> }   <b>yield</b>   { <b>stop</b> , <b>end</b> }   <b>run</b>	-> <b>RUNNABLE</b> -> <b>TERMINATED</b> , -> <b>NON_RUNNABLE</b> -> <b>TERMINATED</b> -> <b>RUNNING</b> ,
<b>RUNNABLE</b>	=	( <b>suspend</b>   <b>dispatch</b>   <b>stop</b>   ( <b>resume</b>   <b>stop</b>   <b>stop</b>   <b>STOP</b> .	-> <b>NON_RUNNABLE</b> -> <b>RUNNING</b> -> <b>TERMINATED</b> , -> <b>RUNNABLE</b> -> <b>TERMINATED</b> ,
<b>NON_RUNNABLE</b>	=	( <b>resume</b>   <b>stop</b>   <b>stop</b>   <b>STOP</b> .	-> <b>RUNNABLE</b> -> <b>TERMINATED</b> ,
<b>TERMINATED</b>	=	<b>STOP</b> .	-> <b>TERMINATED</b> ,

## Java thread lifecycle - an FSP specification



**end**, **run**, **dispatch** are not methods of class Thread.

States 0 to 4 correspond to **CREATED**, **TERMINATED**, **RUNNABLE**, **CON RUNNING**, and **NON-RUNNABLE** respectively.

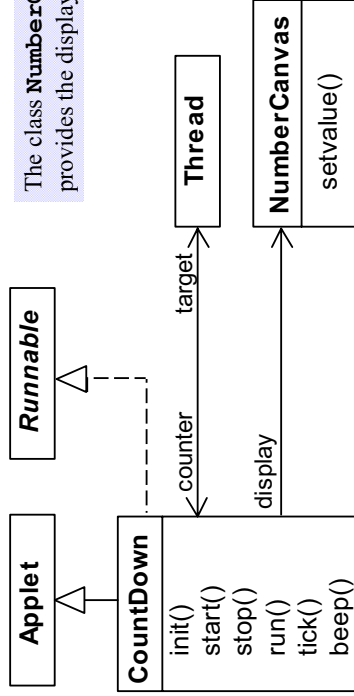
## CountDown timer example

```

COUNTDOWN (N=3) = (start->COUNTDOWN [N]) ,
COUNTDOWN [i:0..N] =
  (when (i>0) tick->COUNTDOWN [i-1]
   | when (i==0) beep->STOP
   | stop->STOP
  ).
  
```

## Implementation in Java?

## CountDown timer - class diagram



The class **NumberCanvas** provides the display canvas.

The class **CountDown** derives from **Applet** and contains the implementation of the **run ()** method which is required by **Thread**.

## CountDown class

```

public class CountDown extends Applet
  implements Runnable {
  Thread counter; int i;
  final static int N = 10;
  AudioClip beepSound, tickSound;
  NumberCanvas display;

  public void init() {...}
  public void start() {...}
  public void stop() {...}
  public void run() {...}
  private void tick() {...}
  private void beep() {...}
}
  
```



## CountDown class - start(), stop() and run()

```

public void start() {
    counter = new Thread(this);
    i = N; counter.start();
}

public void stop() {
    counter = null;
}

public void run() {
    while(true) {
        if (counter == null) return;
        if (i>0) { tick(); --i; }
        if (i==0) { beep(); return; }
    }
}
    
```

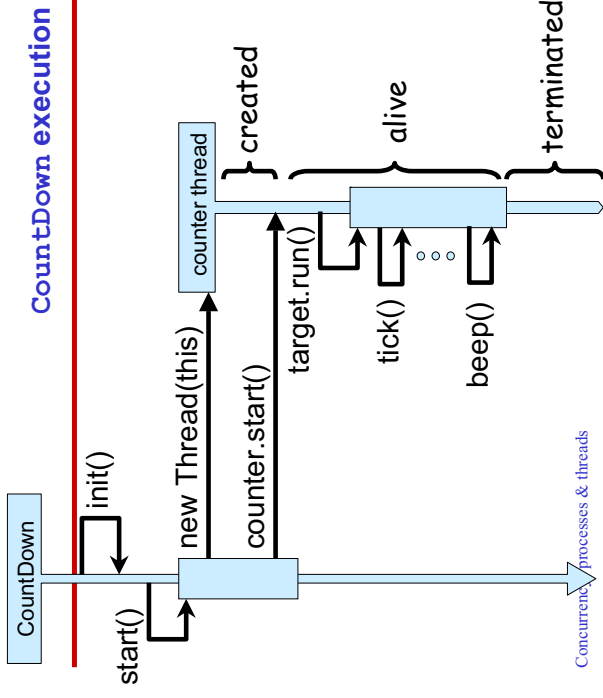
### COUNTDOWN Model

start ->

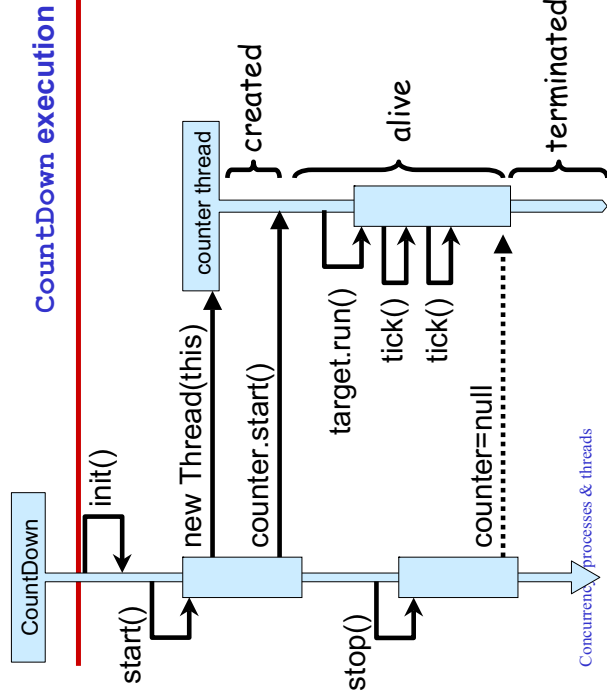
stop ->

COUNTDOWN[i] process  
 recursion as a while loop  
 when (i>0) tick -> CD[i-1]  
 when (i==0) beep -> STOP  
 STOP when run() returns

## CountDown execution



## CountDown execution



## Summary

### ◆ Concepts

- process - unit of concurrency, execution of a program

### ◆ Models

- LTS to model processes as state machines - sequences of atomic actions
- FSP to specify processes using prefix "->", choice "| " and recursion.

### ◆ Practice

- Java threads to implement processes.
- Thread lifecycle - created, running, runnable, non-runnable, terminated.