

## Install BoxCompiler

BoxCompiler *boxc* is the compiler for compiling BoxScript code.

### System Requirements

1. Windows 2000/XP
2. JVM 1.5.0

### Installation Steps

1. Copy **boxc.exe** to directory *warehouse\_root*. Now, *boxc.exe*, *boxes*, *interfaces* and *datatypes* are directly below *warehouse\_root* as Figure 1 shows.

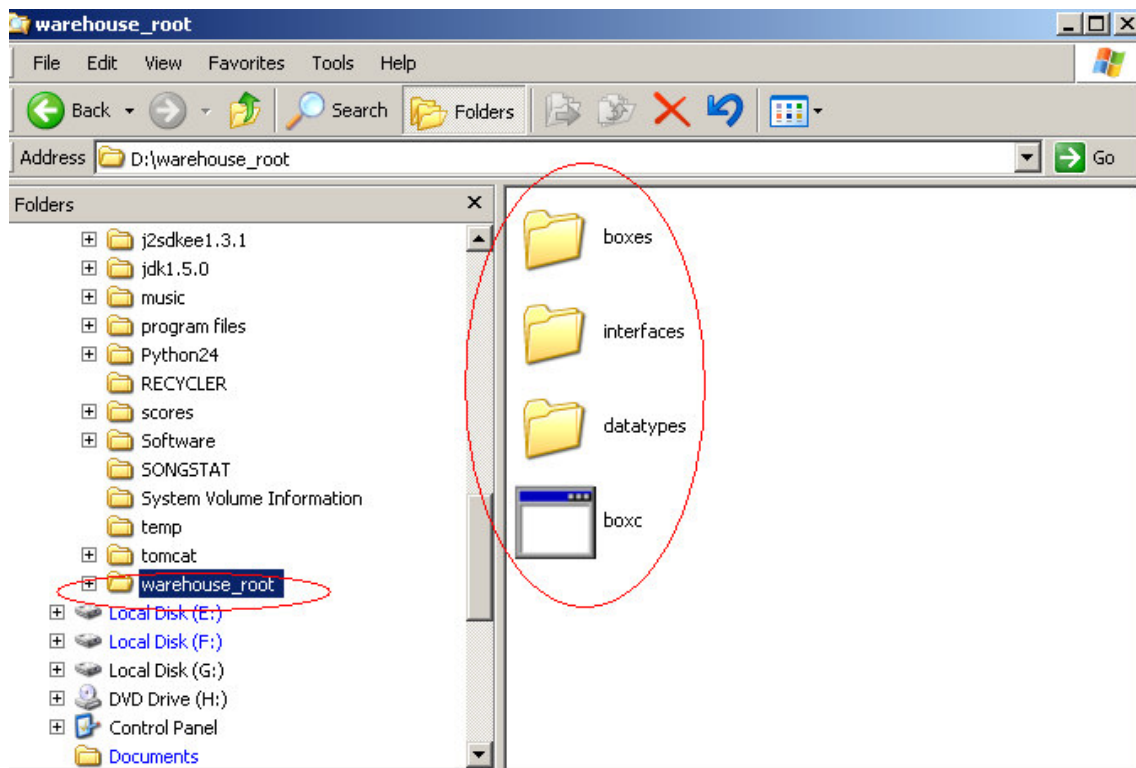


Figure 1. Locate boxc.exe

2. Unzip *systems.zip* under directory *datatypes*. Now you will have the several class files under *datatypes\systems* as shown in Figure 2 and Figure 3.

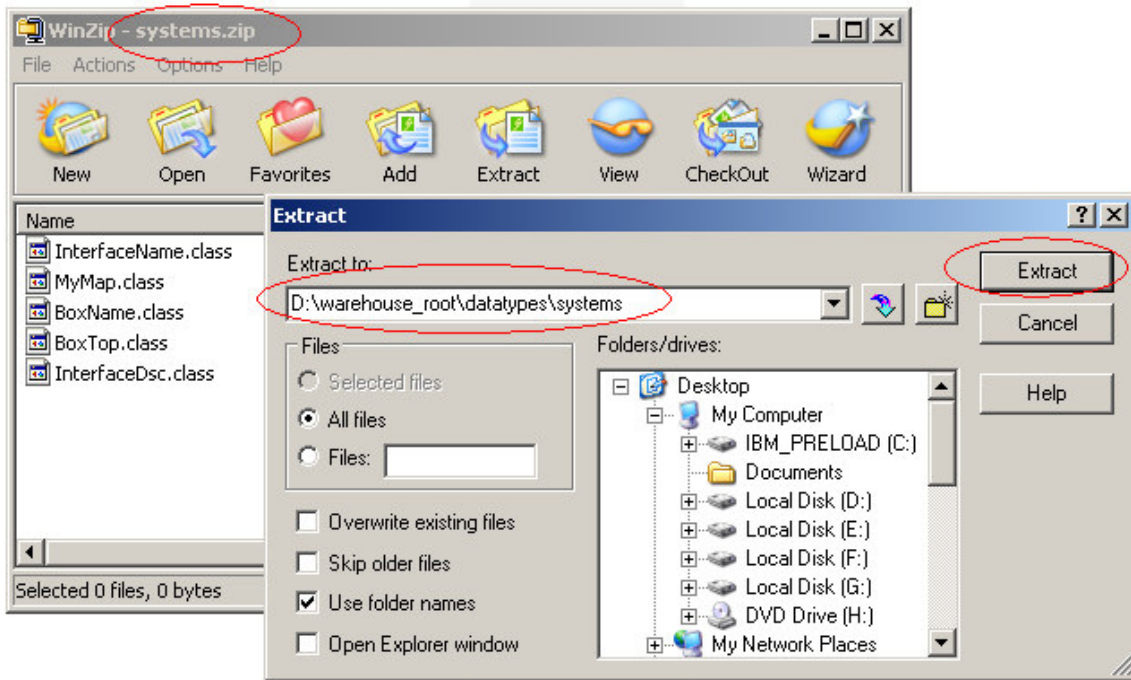


Figure 3. Unzip system files

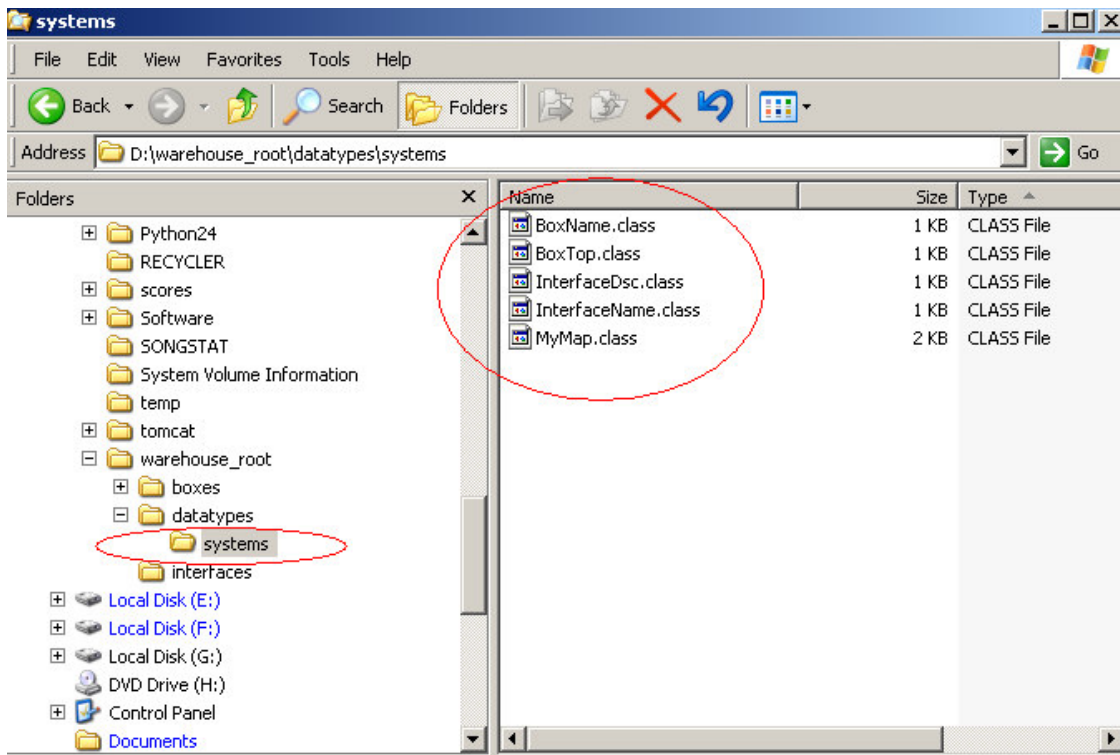


Figure 2. System files

### 3. Run boxc

boxc <sourcefilename.box >

```
D:\>cd warehouse_root
D:\warehouse_root>boxc boxes\CalPriceAbs\CalPrice\CalPrice.box
compiling ..... boxes\CalPriceAbs\CalPrice\CalPrice.box
compiling ..... D:\warehouse_root\boxes\CalPriceAbs\CalPriceAbs.box
compiling ..... D:\warehouse_root\boxes\PricingAbs\PricingAbs.box
compiling ..... D:\warehouse_root\boxes\PricingAbs\Pricing\Pricing.box
compiling ..... D:\warehouse_root\boxes\DiscountingAbs\DiscountingAbs.box
compiling ..... D:\warehouse_root\boxes\DiscountingAbs\Discounting\Discounting.box
D:\warehouse_root>_
```

Figure 3. Compile a box